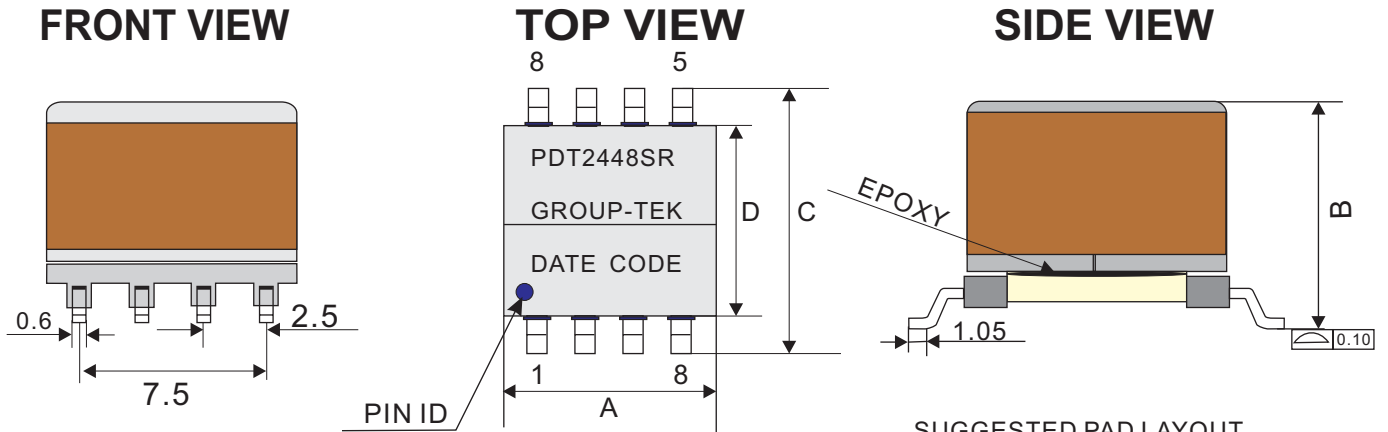
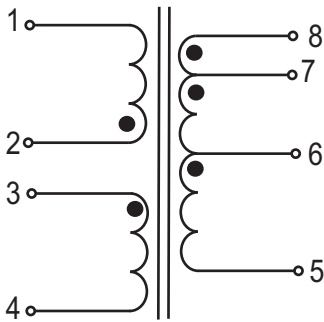


1. Mechanical Dimensions:

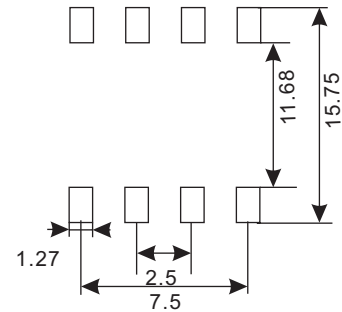


2. Schematic:



SUGGESTED PAD LAYOUT

Unit: mm Tolerances: +/-0.2



Unit: mm

A MAX	B MAX	C MAX	D TYP
12.7	11.43	15.24	10.60

3. Electrical Characteristics :

Specifications Test: at 25 °C. Operating Temperature: -40 to +105°C

NO.	ITEM	TEST CONDITION	SPECIFICATION
1	Inductance	(2-1)@100kHz, 0.1v	15.0uH±10.0%.
2	Leakage Inductance	(2-1) with shorted other@100kHz, 0.1v	0.20uH MAX.
3	DCR	(2-1) @ 25°C	85.0mΩ Max.
4		(3-4) @ 25°C	100.0mΩ Max.
5		(8-7) @ 25°C	13.0mΩ Max.
6		(7-6) @ 25°C	92.0mΩ Max.
7		(6-5) @ 25°C	30.0mΩ Max.
8	HI-POT	PRI TO SEC	1500Vac 1mA 3Sec.
9	CWW	(1,2,3,4-5,6,7,8)@100kHz, 0.1Vac	50pF Max.